


# Animal Illustration: The Essential Reference for Creating Stunning Wildlife Art

Animal illustration is an art form that captures the beauty and complexity of the natural world. Whether you're a seasoned artist or just starting out, this comprehensive guide will provide you with the essential knowledge and techniques you need to create stunning animal illustrations. From understanding animal anatomy and behavior to mastering different drawing and painting mediums, this article will equip you with the skills and knowledge to bring your animal subjects to life.

## Chapter 1: Understanding Animal Anatomy and Behavior

To create realistic and believable animal illustrations, it's crucial to have a deep understanding of animal anatomy and behavior. This chapter will cover the skeletal structure, musculature, and movement of various animal species, along with their unique behaviors and characteristics. By studying animal anatomy and observing their movements in nature, you'll gain the knowledge and insight necessary to portray them accurately in your illustrations.



### Animal Illustration: The Essential Reference

by Carol Belanger Grafton

★★★★☆ 4.2 out of 5

Language : English

File size : 69668 KB

Screen Reader : Supported

Print length : 144 pages

Lending : Enabled



## **Animal Skeletal Structure and Musculature**

Understanding animal skeletal structure is essential for capturing the correct proportions and bone structure in your illustrations. This chapter will provide a detailed overview of the skeletal systems of common animal species, including mammals, birds, reptiles, and fish. You'll learn about the different types of bones, joints, and muscle groups that contribute to an animal's overall form and movement.

## **Animal Movement and Behavior**

In addition to understanding anatomy, it's equally important to study animal behavior and movement. By observing how animals move and interact with their environment, you can capture the essence of their nature in your illustrations. This chapter will explore the different types of movement patterns, such as walking, running, jumping, and flying. You'll also learn about animal body language, which can convey emotions and intentions through postures, gestures, and facial expressions.

## **Chapter 2: Drawing and Painting Techniques**

Once you have a solid understanding of animal anatomy and behavior, it's time to explore the techniques used to draw and paint animals. This chapter will cover a range of drawing and painting mediums, from traditional pencil and charcoal to digital tools, and provide step-by-step instructions on how to capture the textures, colors, and details of animal subjects.

### **Pencil and Charcoal Drawing**

Pencil and charcoal are versatile drawing mediums that allow for a wide range of tones and textures. This chapter will guide you through the techniques of pencil and charcoal drawing, including hatching, cross-hatching, and blending. You'll learn how to create realistic fur, feathers, and scales, and how to convey depth and dimension in your drawings.

## **Watercolor Painting**

Watercolor painting is a vibrant and expressive medium that can capture the delicate beauty of animals. This chapter will introduce you to the basics of watercolor painting, including color mixing, brushwork, and wet-on-wet techniques. You'll learn how to paint animal eyes, fur, and feathers, and how to create atmospheric effects such as light, shadow, and mist.

## **Acrylic Painting**

Acrylic painting offers a fast-drying and versatile alternative to watercolor. This chapter will cover the properties of acrylic paint and provide instructions on how to use it to create realistic animal illustrations. You'll learn about blending, layering, and glazing techniques, and how to create the illusion of depth and texture in your paintings.

## **Digital Painting**

Digital painting has become an increasingly popular medium for animal illustration, offering a wide range of tools and possibilities. This chapter will introduce you to the basics of digital painting using software such as Photoshop or Procreate. You'll learn about digital brushes, layers, and blending modes, and how to use them to create realistic and expressive animal illustrations.

## **Chapter 3: Composition and Storytelling**

In addition to technical skills, successful animal illustration requires a keen eye for composition and storytelling. This chapter will explore the principles of composition, including balance, rhythm, and focal point, and how to use them to create visually appealing and engaging illustrations. You'll also learn about the importance of storytelling in animal illustration, and how to use your artwork to convey emotions, ideas, and narratives.

## **Composition Principles**

Composition is the arrangement of elements in an image to create a visually balanced and harmonious whole. This chapter will cover the different principles of composition, such as the rule of thirds, the golden mean, and the use of negative space. You'll learn how to position your animal subject, create a sense of depth, and guide the viewer's eye through your illustration.

## **Storytelling Through Animal Illustration**


Animal illustrations can be powerful tools for storytelling, conveying emotions, ideas, and narratives. This chapter will explore the role of storytelling in animal illustration, and how to use your artwork to communicate with your audience. You'll learn about the different types of stories you can tell through animal illustration, and how to develop and execute them effectively.

Animal illustration is a rewarding and expressive art form that allows you to capture the beauty and wonder of the natural world. With a deep understanding of animal anatomy and behavior, mastery of drawing and painting techniques, and a keen eye for composition and storytelling, you can create stunning and memorable animal illustrations that connect with your audience on an emotional level. Whether you're an aspiring artist or

an experienced professional, this comprehensive guide will provide you with the knowledge and inspiration you need to take your animal illustration skills to the next level.

## Additional Resources

\* The Art of Animal Drawing: Construction, Action, and Expression by Ken Goldman \* Animal Drawing and Anatomy by Doug Pratt \* Mastering Animal Anatomy by Joseph Sheppard \* Wildlife Painting by Stephen Lyman \* The Encyclopedia of Animals by David Burnie



### Animal Illustration: The Essential Reference

by Carol Belanger Grafton

★★★★☆ 4.2 out of 5

Language : English

File size : 69668 KB

Screen Reader : Supported

Print length : 144 pages

Lending : Enabled

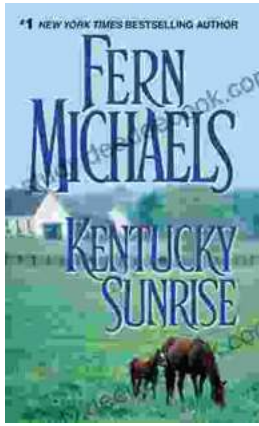
FREE

DOWNLOAD E-BOOK



### Icky Island: An Unforgettable Adventure for Kids!

Introducing Icky Island: A Delightful One Act Play for Kids of All Ages In the realm of children's theater, the one act play format reigns supreme, captivating young...



## **Kentucky Sunrise: An Unforgettable Journey into the Heart of Kentucky**

By Fern Michaels A Literary Journey into the Soul of Kentucky Kentucky Sunrise is a...