


Abstract Lava Pour Counted Cross Stitch Pattern For Advanced Stitchers

Are you ready to embark on a stitching adventure that will ignite your creativity and challenge your skills? This abstract lava pour counted cross stitch pattern is designed for advanced stitchers who are seeking a project that is both visually stunning and technically demanding.



Abstract Lava Pour I Counted Cross Stitch Pattern for Advanced Stitchers: Large and Detailed Design with Easy to Read Full Color Symbol Chart by Maggie Smith

★★★★☆ 4.6 out of 5

Language : English

File size : 8150 KB

Screen Reader: Supported

Lending : Enabled

Print length : 129 pages



Inspired by the mesmerizing flow of molten lava, this pattern captures the vibrant hues and intricate details of this natural phenomenon. It's a true work of art that will add a touch of sophistication and drama to any home decor.

Pattern Details

- **Size:** 14" x 18" (35.5 cm x 45.7 cm)
- **Stitch count:** 196 x 252 stitches

- **Fabric:** Aida 14 count or linen 28 count
- **Threads:** DMC stranded cotton in 12 colors
- **Difficulty level:** Advanced

Materials You'll Need

- Aida 14 count or linen 28 count fabric
- DMC stranded cotton in the following colors:
 - 3779
 - 3782
 - 3787
 - 3790
 - 3799
 - 3803
 - 3807
 - 3846
 - 3852
 - 3853
 - 3858
 - 3863
- Cross stitch needle
- Scissors

- Embroidery hoop (optional)


Getting Started

1. Read through the pattern carefully and familiarize yourself with the symbols and colors.
2. Center the fabric in the embroidery hoop, if desired.
3. Start stitching in the center of the fabric, following the pattern chart.
4. Use the backstitch method to create the outlines of the lava.
5. Fill in the lava with satin stitches, using different shades of thread to create a sense of depth.
6. Add highlights and shadows to the lava using split stitches and French knots.
7. Continue stitching until the entire pattern is complete.

Tips for Advanced Stitchers

- Use a variety of stitch types to create texture and interest in the lava.
- Experiment with different thread colors to create a unique and personal interpretation of the pattern.
- Pay attention to the direction of the stitches to create a sense of movement in the lava.
- Don't be afraid to make mistakes! Cross stitch is a forgiving craft, and you can always undo and redo stitches until you're happy with the results.

This abstract lava pour counted cross stitch pattern is a challenging but rewarding project for experienced stitchers. With its vibrant hues and intricate details, it will add a touch of sophistication and drama to any home decor. So grab your needle and thread, and get ready to create your own masterpiece!



Abstract Lava Pour I Counted Cross Stitch Pattern for Advanced Stitchers: Large and Detailed Design with Easy to Read Full Color Symbol Chart by Maggie Smith

★★★★☆ 4.6 out of 5

Language : English

File size : 8150 KB

Screen Reader: Supported

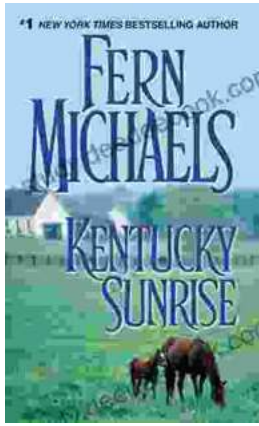
Lending : Enabled

Print length : 129 pages



Icky Island: An Unforgettable Adventure for Kids!

Introducing Icky Island: A Delightful One Act Play for Kids of All Ages In the realm of children's theater, the one act play format reigns supreme, captivating young...



Kentucky Sunrise: An Unforgettable Journey into the Heart of Kentucky

By Fern Michaels A Literary Journey into the Soul of Kentucky Kentucky Sunrise is a...